

CQ.UK 3.0

Ceramic quartz paint protection

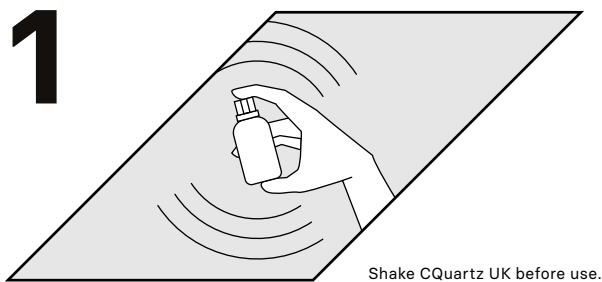
Instruction manual

PRECAUTIONS:

- Do not apply in direct sun or on hot surface.
- Do not re-use 4" Suede applicators.
- Do not re-use the towels you used to buff off with on paint.
- Wear hand protection.
- Wear respiratory protection such as painters mask.

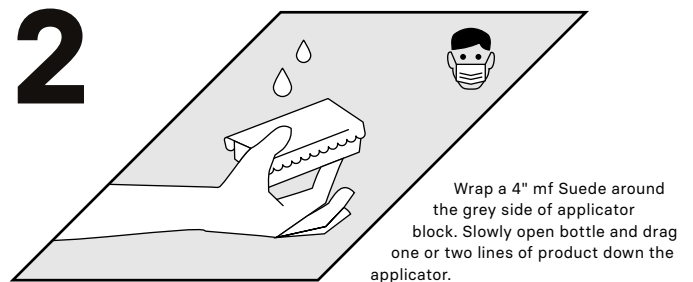
INSTRUCTIONS:

1



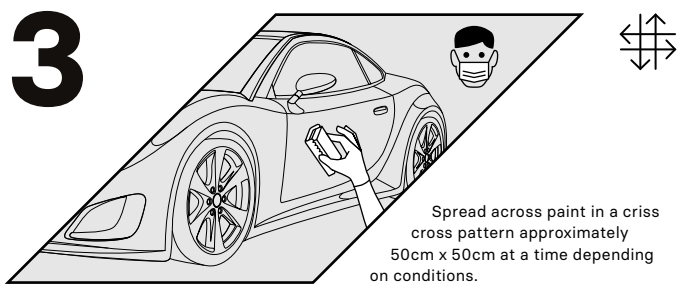
Shake CQuartz UK before use.

2



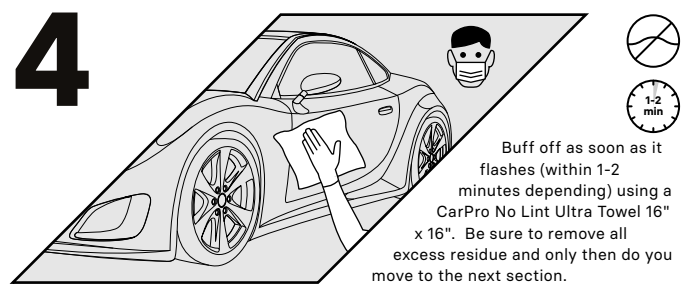
Wrap a 4" mf Suede around the grey side of applicator block. Slowly open bottle and drag one or two lines of product down the applicator.

3



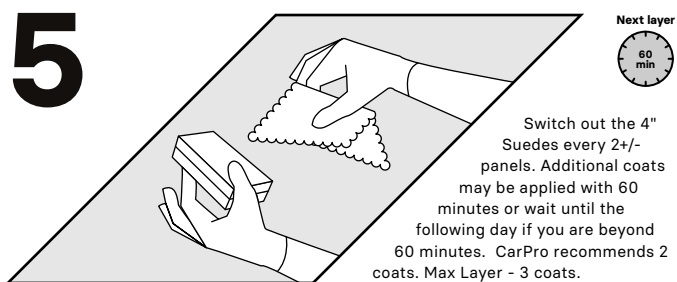
Spread across paint in a criss cross pattern approximately 50cm x 50cm at a time depending on conditions.

4



Buff off as soon as it flashes (within 1-2 minutes depending) using a CarPro No Lint Ultra Towel 16" x 16". Be sure to remove all excess residue and only then do you move to the next section.

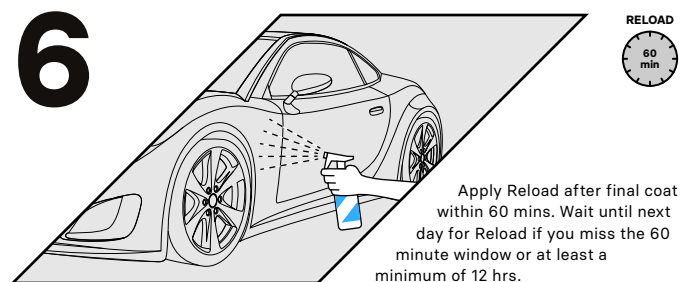
5



Switch out the 4" Suedes every 2+/- panels. Additional coats may be applied with 60 minutes or wait until the following day if you are beyond 60 minutes. CarPro recommends 2 coats. Max Layer - 3 coats.

Next layer
60 min

6



Apply Reload after final coat within 60 mins. Wait until next day for Reload if you miss the 60 minute window or at least a minimum of 12 hrs.

RELOAD
60 min