Gliss

Hyper slick top coating

CARPRO™

Instruction manual

PRECAUTIONS:

- Keep container tightly closed after use.
- Store in cool dry place.
- Keep away from children.
- Do not ingest.

INSTRUCTIONS:

1

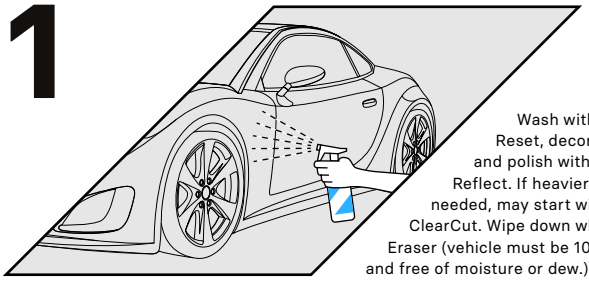

Wash with CarPro Reset, decontaminate, and polish with CarPro Reflect. If heavier cut is needed, may start with CarPro ClearCut. Wipe down with CarPro Eraser (vehicle must be 100% dry and free of moisture or dew.)

2

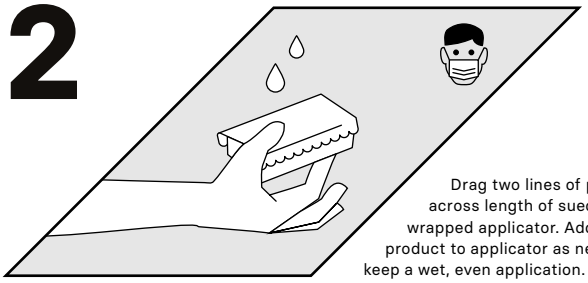

Drag two lines of product across length of suede wrapped applicator. Add more product to applicator as needed to keep a wet, even application.

3



Apply evenly across surface, approximately 50cm x 50cm section at a time. (Any overlap from one section to the next must be within a couple minutes for even application).

4



GLISS will flash fast and when a white haze forms, immediately wipe off all residues using a microfiber towel. If haze is left on too long then reapply and immediately wipe off. If layering on top of itself, wait 1 hour between coats.

5

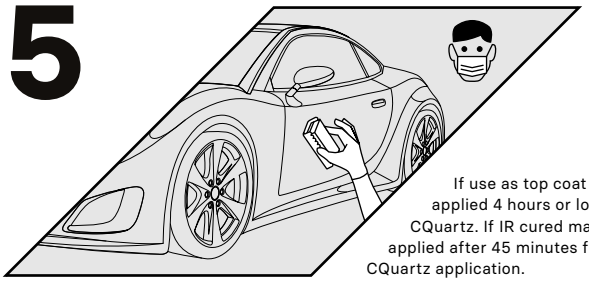

If use as top coat it may be applied 4 hours or longer after CQuartz. If IR cured may be applied after 45 minutes from CQuartz application.

6

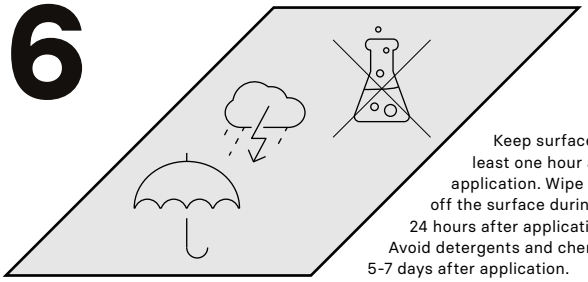

Keep surface dry for at least one hour after application. Wipe any water off the surface during the first 24 hours after application. Avoid detergents and chemicals for 5-7 days after application.