

Skin

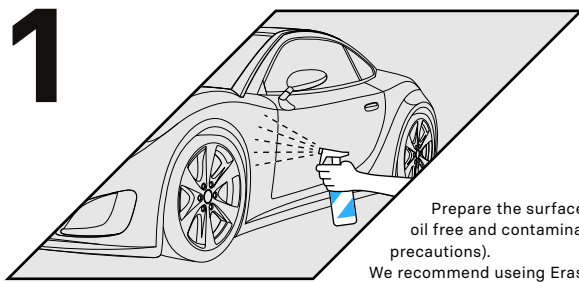
PPF and vinyl wrap coat

Instruction manual

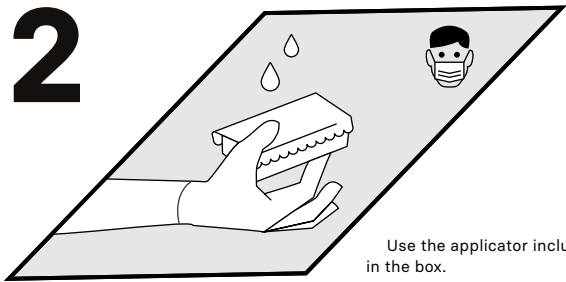
PRECAUTIONS:

- Do not use on any surface that cannot be polished until you have mastered the correct application and have proper lighting to do so.
- Do not apply to a surface that is not 100% clean and oil free.
- Adheres best to PVC, PU, and TPU films / wraps.

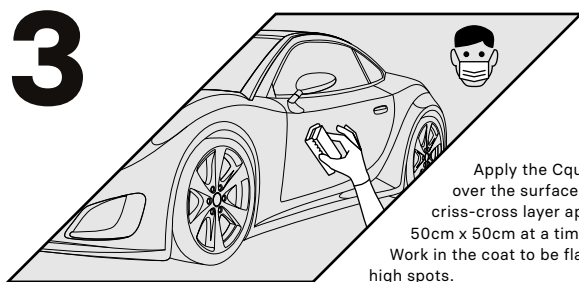
INSTRUCTIONS:




Prepare the surface to be 100% oil free and contaminant free (see precautions). We recommend using Eraser.



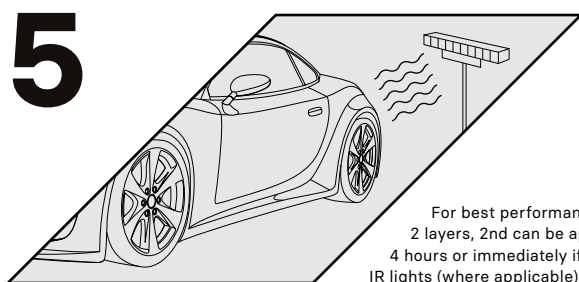
Use the applicator included in the box.



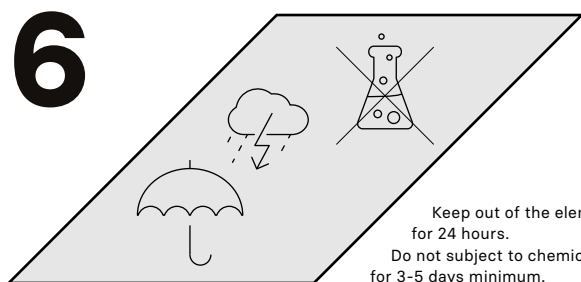
Apply the Cquartz Skin over the surface in an even criss-cross layer approximately 50cm x 50cm at a time. Work in the coat to be flat without high spots.



Let flash for 2-3 min and wipe off using Carpro 2Face microfiber.



For best performance do 2 layers, 2nd can be applied after 4 hours or immediately if baked with IR lights (where applicable).



Keep out of the elements for 24 hours. Do not subject to chemicals for 3-5 days minimum.