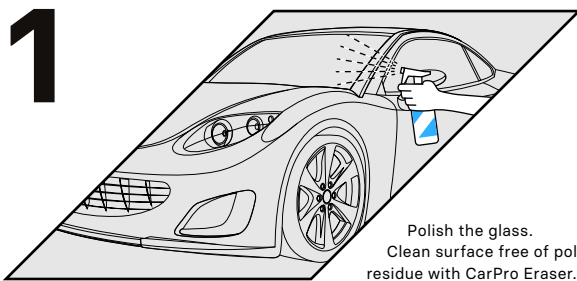


Instruction manual

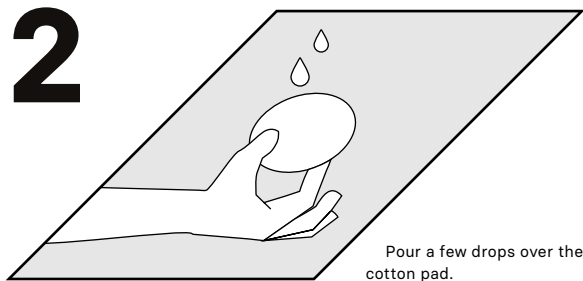
PRECAUTIONS:

- Wear gloves
- Note: Avoid applying over rubber trim or to the paint.
- If product contacts paint or rubber wipe off with wet mf towel immediately.

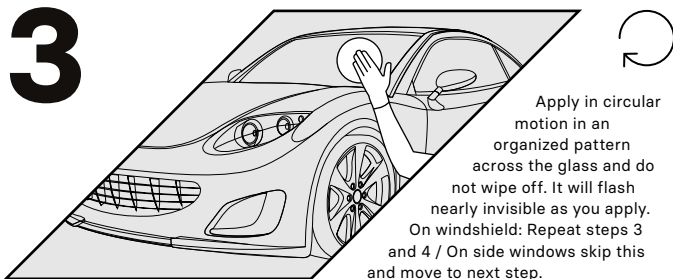
INSTRUCTIONS:



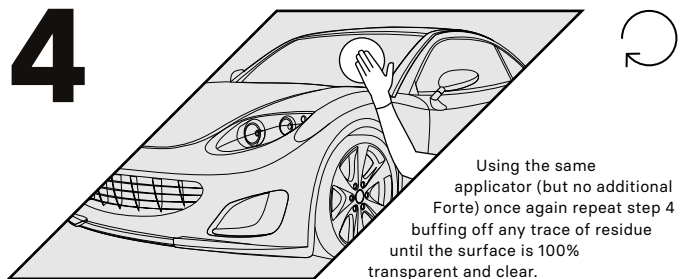
Polish the glass.
Clean surface free of polishing oil
residue with CarPro Eraser.



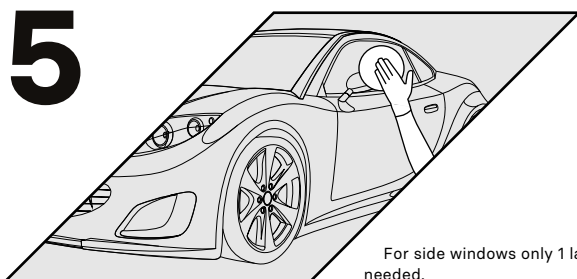
Pour a few drops over the supplied
cotton pad.



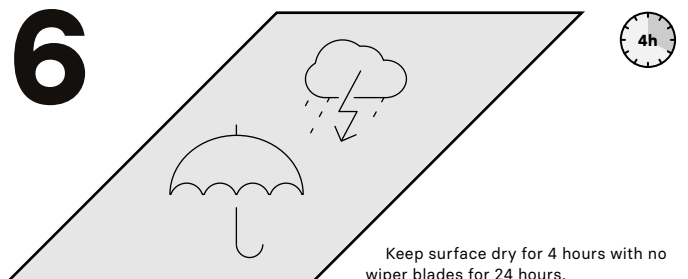
Apply in circular
motion in an
organized pattern
across the glass and do
not wipe off. It will flash
nearly invisible as you apply.
On windshield: Repeat steps 3
and 4 / On side windows skip this
and move to next step.



Using the same
applicator (but no additional
Forte) once again repeat step 4
buffing off any trace of residue
until the surface is 100%
transparent and clear.



For side windows only 1 layer is
needed.



Keep surface dry for 4 hours with no
wiper blades for 24 hours.